



NATIONAL BUREAU OF STATISTICS

# Premium Motor Spirit (Petrol) Price Watch

---

(MARCH 2026)

**Report Date: APRIL 2026**

Data Source: National Bureau of Statistics (NBS)

# CONTENT

Methodology	3
Executive Summary	4
Average PMS Prices Across States	5
Average PMS Prices Across Zones	6
12 Months Average Prices	7
Appendix	8
Contact	9



## METHODOLOGY

The data collection was conducted in sample outlets spread across 774 local government areas in all the 36 states and the FCT, Abuja. The data was collected from over 10,000 respondents located in the outlets. The estimates were derived from the weights generated from household expenditure on fuel and the actual prices households bought those fuels. This data collection exercise was done by over 700 NBS staff in all the states and the FCT and were closely monitored by quality control officers with sophisticated monitoring guidelines.

The average prices are reported for each state and the FCT, Abuja accordingly.

## EXECUTIVE SUMMARY

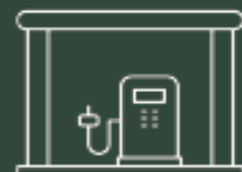
The average retail price paid by consumers for Premium Motor Spirit (Petrol) for March 2026 was ₦1,288.54, indicating a 2.13% increase compared to the value recorded in March 2025 (₦1,261.65). Likewise, comparing the average price value with that of the previous month (i.e., February 2026), the average retail price increased by 22.55% from ₦1,051.47.

On State profile analysis, Anambra State had the highest average retail price for Premium Motor Spirit (Petrol), at ₦1,441.22. Sokoto and Borno States were next, with ₦1,377.55 and ₦1,375.16, respectively. Conversely, Lagos, Ogun and Kaduna State had the lowest average retail prices for Premium Motor Spirit (Petrol), at ₦1,162.71, ₦1,169.78, and ₦1,193.40, respectively.

Lastly, on the Zonal profile, the North-East Zone had the highest average retail price of ₦1,336.50, while the South West Zone had the lowest price of ₦1,232.46.

# PREMIUM MOTOR SPIRIT (PETROL) PRICE WATCH - MARCH 2026

Average PMS Prices Across States



YoY = 2.13%

MoM = 22.55%

  
**N1261.65**  
MARCH 2025

  
**Average**  
**N1288.54**  
MARCH 2026

  
**N1051.47**  
FEBRUARY 2026



## STATES WITH THE HIGHEST AVERAGE PRICES

**ANAMBRA** ↔ **N1,441.22**

**SOKOTO** ↔ **N1,377.55**

**BORNO** ↔ **N1,375.16**

## STATES WITH THE LOWEST AVERAGE PRICES

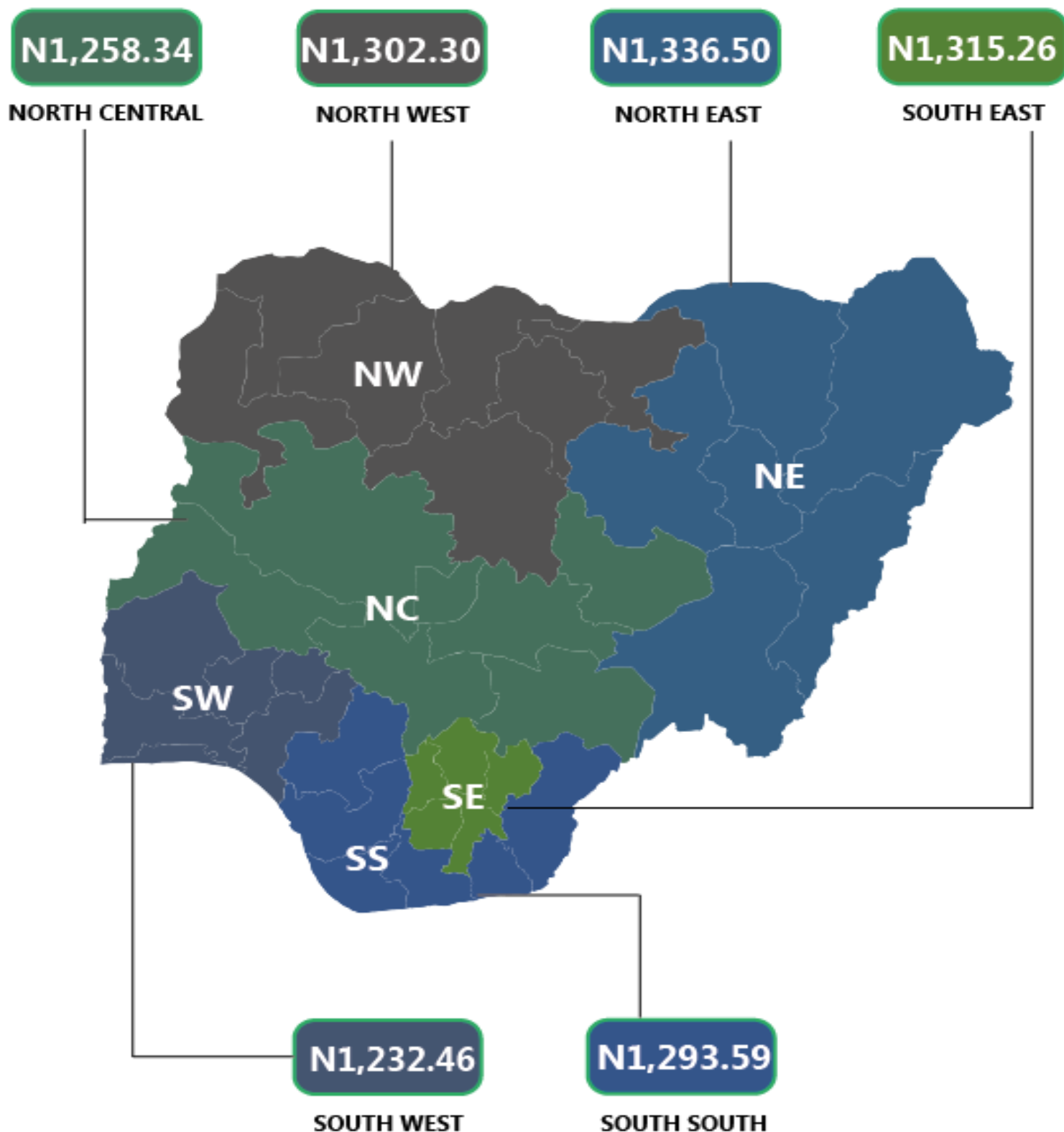
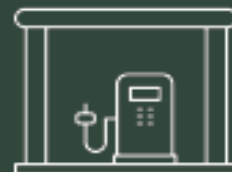
**LAGOS** ↔ **N1,162.71**

**OGUN** ↔ **N1169.78**

**KADUNA** ↔ **N1,193.40**

# PREMIUM MOTOR SPIRIT (PETROL) PRICE WATCH - MARCH 2026

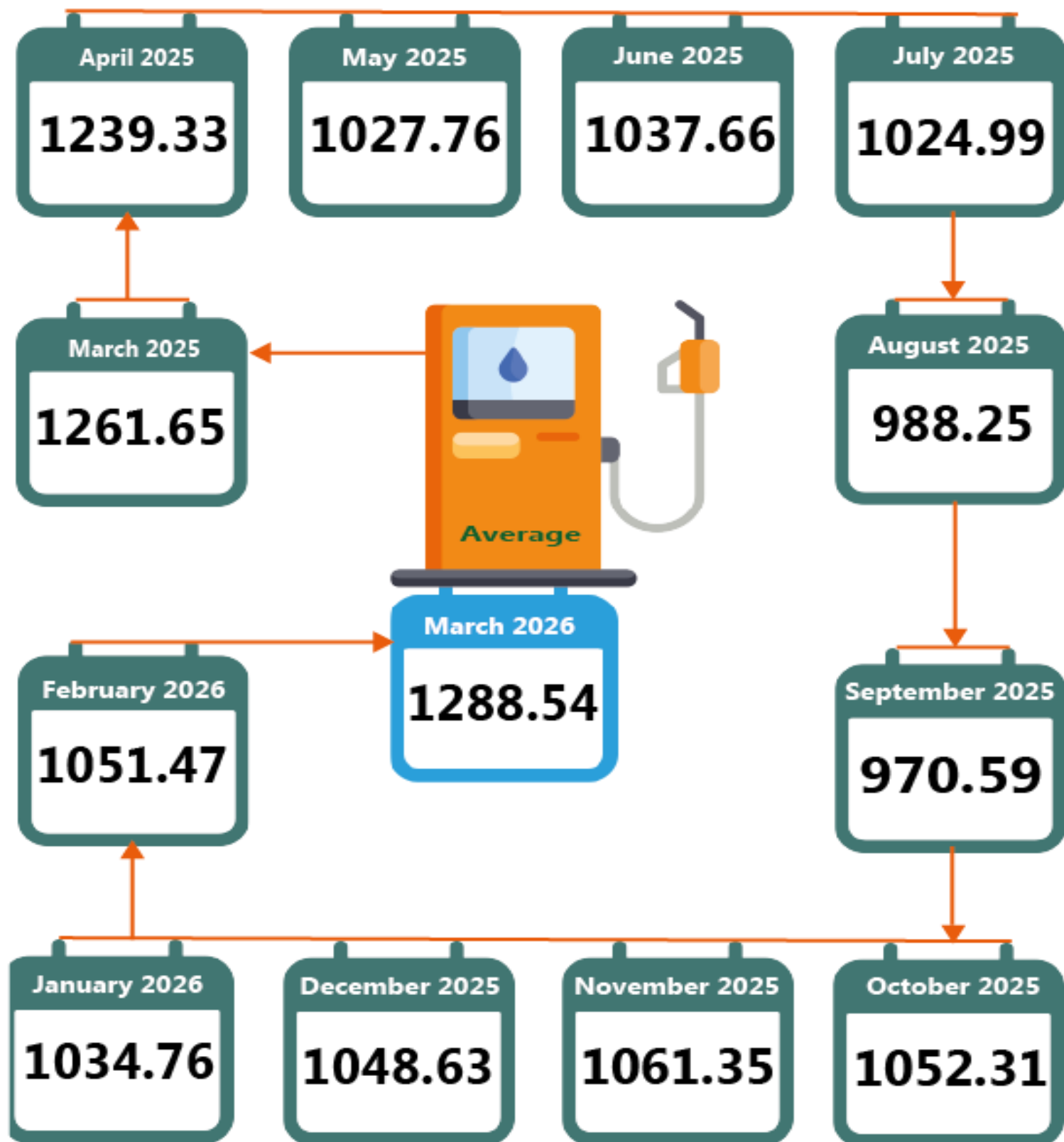
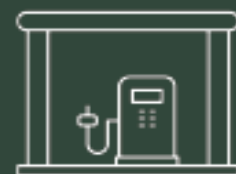
Average PMS Prices Across Zones



# PREMIUM MOTOR SPIRIT (PETROL) PRICE WATCH

## - MARCH 2026

12 Months Average Prices



## APPENDIX

	Mar-25	Feb-26	Mar-26	MoM	YoY
<b>NORTH CENTRAL</b>	<b>1286.31</b>	<b>1044.20</b>	<b>1258.34</b>	<b>20.51</b>	<b>-2.18</b>
Abuja	1149.41	1006.33	1268.49	26.05	10.36
Benue	1451.69	1069.40	1303.68	21.91	-10.20
Kogi	1298.94	1002.00	1217.24	21.48	-6.29
Kwara	1106.14	1064.63	1224.28	15.00	10.68
Nasarawa	1238.21	1042.68	1213.80	16.41	-1.97
Niger	1309.00	1072.65	1328.42	23.84	1.48
Plateau	1450.80	1051.73	1252.45	19.08	-13.67
<b>NORTH EAST</b>	<b>1214.62</b>	<b>1084.41</b>	<b>1336.50</b>	<b>23.25</b>	<b>10.03</b>
Adamawa	1400.00	1096.63	1350.73	23.17	-3.52
Bauchi	1125.55	1005.45	1290.47	28.35	14.65
Borno	1138.70	1108.09	1375.16	24.10	20.77
Gombe	1155.41	1106.04	1334.83	20.69	15.53
Taraba	1353.95	1055.49	1305.74	23.71	-3.56
Yobe	1114.11	1134.73	1362.05	20.03	22.25
<b>NORTH WEST</b>	<b>1461.59</b>	<b>1044.79</b>	<b>1302.30</b>	<b>24.65</b>	<b>-10.90</b>
Jigawa	1700.00	1068.96	1270.06	18.81	-25.29
Kaduna	1650.00	1000.07	1193.40	19.33	-27.67
Kano	1530.56	1032.44	1280.14	23.99	-16.36
Katsina	1474.42	1009.56	1356.41	34.36	-8.00
Kebbi	1125.55	1047.70	1337.26	27.64	18.81
Sokoto	1550.00	1116.81	1377.55	23.35	-11.13
Zamfara	1200.63	1038.01	1301.31	25.37	8.39
<b>SOUTH EAST</b>	<b>1331.59</b>	<b>1058.75</b>	<b>1315.26</b>	<b>24.23</b>	<b>-1.23</b>
Abia	1305.00	1095.19	1247.84	13.94	-4.38
Anambra	1142.45	1077.51	1441.22	33.76	26.15
Ebonyi	1186.35	1095.66	1287.93	17.55	8.56
Enugu	1500.00	1008.80	1308.22	29.68	-12.79
Imo	1524.15	1016.59	1291.10	27.00	-15.29
<b>SOUTH SOUTH</b>	<b>1226.00</b>	<b>1056.33</b>	<b>1293.59</b>	<b>22.46</b>	<b>5.51</b>
Akwa Ibom	1184.06	1109.44	1301.52	17.31	9.92
Bayelsa	1000.00	1050.03	1252.48	19.28	25.25
Cross River	1563.86	1068.61	1365.02	27.74	-12.71
Delta	1175.93	1023.81	1279.60	24.98	8.82
Edo	1256.61	1055.34	1315.08	24.61	4.65
Rivers	1175.54	1030.74	1247.84	21.06	6.15
<b>SOUTH WEST</b>	<b>1023.98</b>	<b>838.41</b>	<b>1024.81</b>	<b>22.23</b>	<b>0.08</b>
Ekiti	963.40	1015.71	1246.16	22.69	29.35
Lagos	975.00	966.61	1162.71	20.29	19.25
Ogun	1143.79	1029.67	1169.78	13.61	2.27
Ondo	1099.66	1071.56	1287.83	20.18	17.11
Osun	980.00	1086.36	1256.96	15.70	28.26
Oyo	982.00	973.45	1271.31	30.60	29.46
<b>Grand Total</b>	<b>1261.65</b>	<b>1051.47</b>	<b>1288.54</b>	<b>22.55</b>	<b>2.13</b>



## CONTACT



**National Bureau of Statistics**  
Head Office

#1 Wole Olanipekun St,  
Central Business District,  
Federal Capital Territory  
Abuja

**Bonaventure Nwosu**  
Information Desk

Head, Communication and Public  
Relation Department (C&PRD)  
Phone: +2348033109882  
bnwosu@nigerianstat.gov.ng

**Mrs Musa Nkem**  
Head Prices Division

Phone: +2348130286147  
nmusa@nigerianstat.gov.ng

**Moses Mathew**  
Statistical Information Officer

Phone: +2347069071157  
matmoses@nigerianstat.gov.ng



@nbs\_nigeria



NBSNIGERIA



Nbs\_nigeria

